



**STATE OF ALABAMA
ALCOHOLIC BEVERAGE
CONTROL BOARD**



**ANNUAL
REPORT
2021-2022**



Alabama Alcoholic Beverage Control Board

Curtis E. Stewart
Administrator

Randall A. Winkler
Assistant Administrator

Alan Spencer
Board Chairman

Melissa Morrisette
Board Member

John Knight
Board Member

Honorable Kay Ivey
Governor, State of Alabama
Alabama State Capitol
Montgomery, AL 36130

Dear Governor Ivey:

On behalf of the Alabama Alcoholic Beverage Control Board and its dedicated employees, it gives me great pleasure to submit our 2021-2022 annual report. Inside you will find helpful information about the efforts, accomplishments and financial impact of our agency.

In keeping with our mission of controlling the distillation, sale and distribution of alcohol in Alabama, this agency operated Licensing and Compliance offices, 168 retail stores, and the central warehouse and annex; all leased from private landlords, infusing more than \$13 million into the Alabama economy.

After the ABC Board paid its operating expenses, we distributed more than \$354 million in profits and taxes to state and local governments, while fulfilling our mandate to safely and effectively protect, regulate and educate citizens about beverage alcohol and tobacco use.

Due to the pandemic, we continued to focus our efforts on providing a safe, clean environment for consumers and employees. We revised and implemented operational procedures and policies when necessary. We also concentrated on refurbishing, relocating and opening retail stores when necessary in order to meet customer needs.

I am proud to report that ABC Board and its employees remain committed to successfully continuing the mission of this agency and providing premier services to the citizens of Alabama.

Sincerely,

A handwritten signature in blue ink that reads "Curtis E. Stewart".

Curtis E. Stewart
Administrator



**STATE OF ALABAMA
ALCOHOLIC BEVERAGE CONTROL BOARD**



**ANNUAL REPORT
FY 2021-2022**

BOARD MEMBERS



Alan Spencer, Chairman
Tuscaloosa, AL



Melissa Morrissette
Mobile, AL



John Knight
Montgomery, AL

ADMINISTRATION



Curtis E. Stewart,
Administrator



Randall A. Winkler,
Assistant Administrator





History and Mission

The Alabama Alcoholic Beverage Control Board was established by the passage of the Alabama Beverage Control Act in February 1937. Title 28, Chapter 3, Section 2 of the Alabama Alcoholic Beverage Control Act provided for a police power for the “protection of the public welfare, health, peace and morals” of the people of Alabama and prohibited transactions in liquor, alcohol, malt and brewed beverages, taking place within the State, except by and under control of the Board. In 1997 the responsibility to issue retail sales permits, regulate, and enforce the laws related to underage access to tobacco products were added. In 2006 the responsibility to regulate and register retail establishments selling methamphetamine precursors was added.

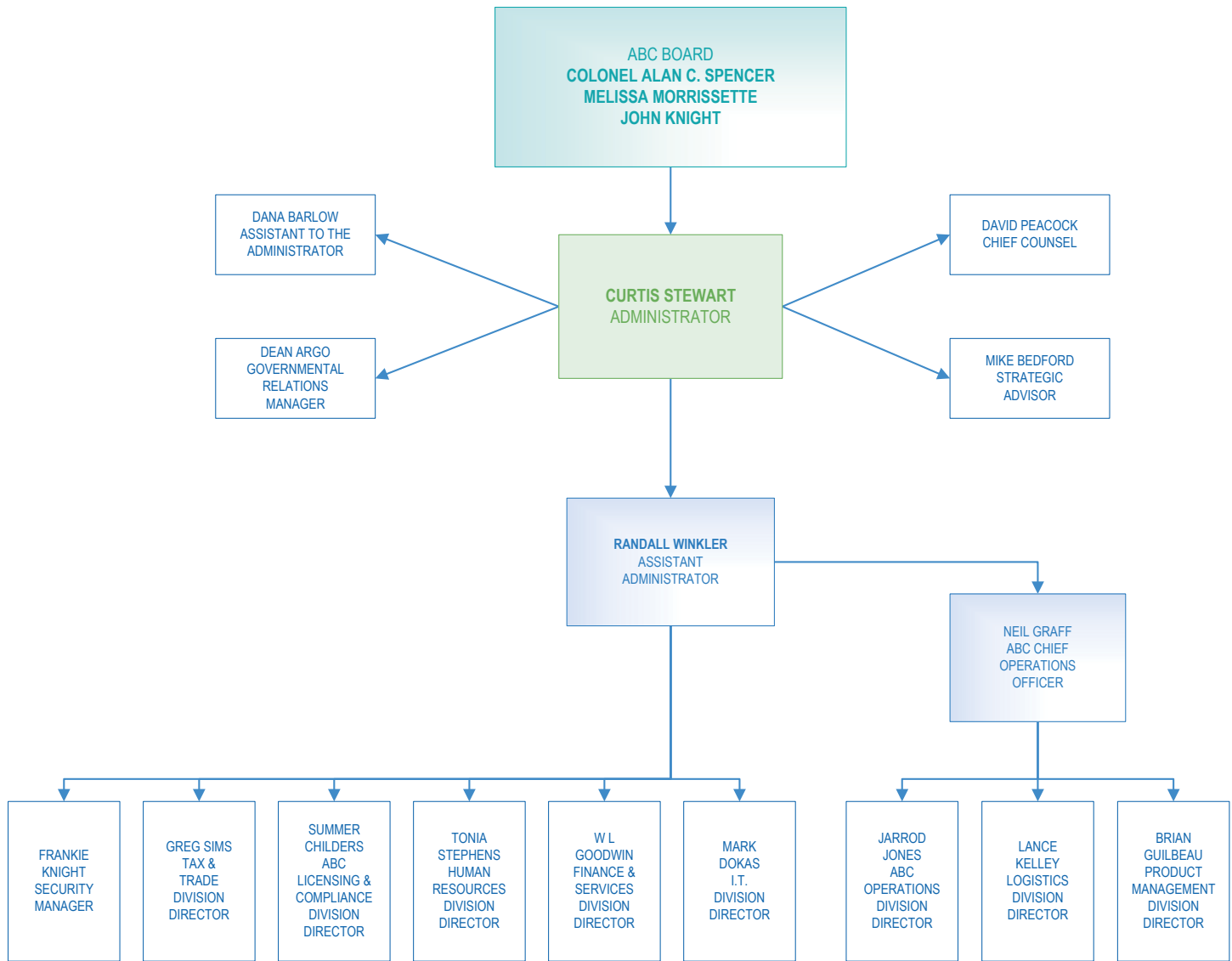
Today, the ABC Board operates 168 ABC Stores. Alabama Act 2013-67 was passed to create the Alabama State Law Enforcement Agency (ALEA). Effective upon the passing of this act and the January 1, 2015 start date, the Law Enforcement Division of the Alabama Alcoholic Beverage Control Board was transferred to ALEA. All the drug and alcohol enforcement activities transferred to ALEA. The safety of our citizens through licensing and education became a function of the Licensing and Compliance Division. The ABC Warehouse, located in the Central Office in Montgomery, supplies all liquor sold in the State.

The ABC Board controls alcoholic beverages throughout the state through controlled distribution, licensing, regulation, law enforcement, and education. Youth access to tobacco products are controlled through retail sales permits, regulation, law enforcement, and education. Methamphetamine precursors are regulated through retail sales registration, education, and law enforcement efforts.

Operating expenses are paid by consumers of alcoholic beverages, tobacco manufacturers, and federal grant funding. The general public is not taxed to cover ABC Board expenses unless they purchase controlled products, although they do benefit from ABC operations through increased public safety and revenue distribution to cities, counties, state agencies, and the state general fund.

It is the ABC Board’s goal to maintain a safe, reliable, and efficient distribution network of controlled products while maintaining an extremely professional level of public safety programs to insure responsibility in the distribution, possession and consumption of these products. ABC’s law enforcement officers are well trained and operate at the highest level of professional police standards. The ABC Board strives each day to provide the citizens of Alabama the best service and safety that they should expect from our employees.

ABC Board Organization



What's in the Price of Liquor?



*State Liquor taxes total 56% of cost & markup. The above bottle would generate income and taxes as follows:

1. General Fund	\$3.03
2. Human Resources	\$2.23
3. Mental Health	\$1.95
4. Various State Agencies and Local Governments	\$5.12

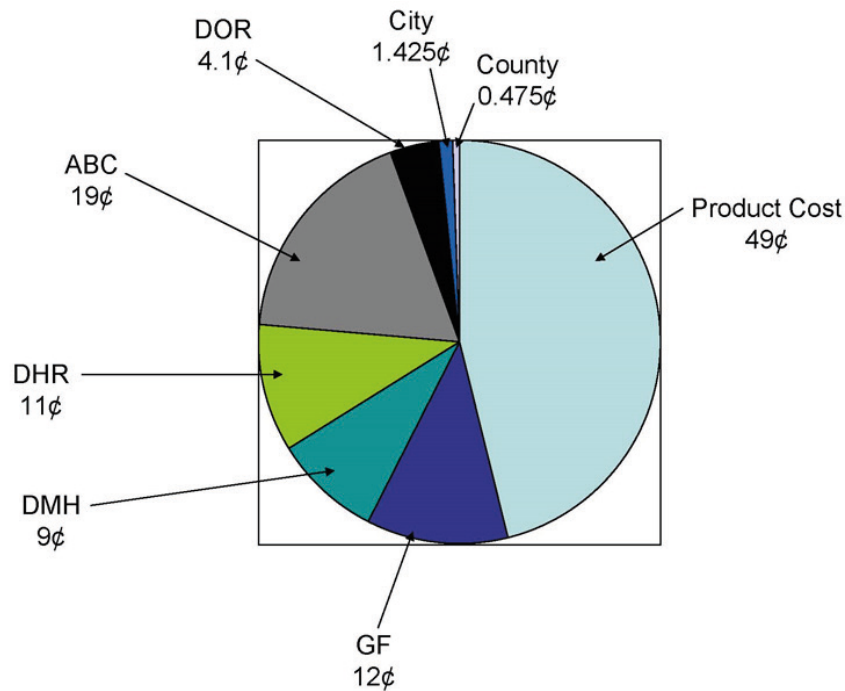
The ABC Board operates with a specific price structure.

The ABC Board operates with a specific price structure to determine the sales price for liquor and fortified wine products. This illustration utilizes a hypothetical \$21.06 bottle price on the shelf. The ABC Board purchase price for this hypothetical bottle from the vendor is \$10.00. Included are the distiller's production, bottling, and labeling costs; freight to Montgomery; federal excise tax; and \$.90 per case for outbound freight.

The ABC Board marks up this product 35% based on its cost. Ten percent of the markup goes to the State General Fund and 25% of the markup is used for operating expenses of the Board. Any portion not used for operating expenses is distributed to state and local agencies. From the 6% sales tax for this bottle (\$1.27); 86 cents go to the Alabama Department of Revenue, 30 cents go to the City in which the sale was made, and 11 cents goes to the County in which the sale was made. Profit and tax distributions from ABC store sales are governed by Title 28, Code of Alabama 1975.

Where does the money go?

For each retail dollar spent on the shelf price of a bottle of liquor in an ABC State Store, there is a 6% Sales Tax added. Funds from this sale are distributed to several different accounts. This in turn reduces the tax burden on the citizens of Alabama in general; providing dollars to the State General Fund, social & medical programs through the Department of Human Resources and Department of Mental Health, education, local budgets, tax administration and regulation, and statewide law enforcement.



For each \$1.00 of a purchase plus \$0.06 Sales Tax, funds are distributed as follows:

Cost of Product	0.47
ABC Board	0.12 **
State General Fund (GF) -	0.14 *
Department of Human Resources (DHR)	0.11 *
Department of Mental Health (DMH)	0.09 *
State Sales Tax	0.04
City Sales Tax	0.06
County Sales Tax	0.02
Total	1.06

* Funds are reduced by TVA Supplemental Distribution to Non-Served Dry Counties as required by Act 2010-135.

** ABC funds not spent for operations each year are distributed to the funds listed above as required by state law.

Education

“Under Age, Under Arrest”

The ABC Board’s school-based, educational and public awareness program continues to be a highly sought-after resource for educators around the state. During the 2021-2022 school year, we conducted more than 100 presentations that reached nearly 22,000 students. Since the Under Age, Under Arrest program was created, more than 175,000 middle, junior high and high school students have participated.

The initiative teaches the dangers, social costs and legal consequences of underage and binge drinking. The ABC Board also provides electronic and printed materials for school students, a social media campaign that targets Alabamians under the age of 21, and coordinates with media across the state to highlight the causes and negative impacts of underage drinking.

The program is offered to middle, junior high, and high schools, as well as colleges around Alabama. We proudly partner with anti-drinking organizations, including Mothers Against Drunk Driving (MADD), Students Against Destructive Decisions (SADD) and American Character Builders, to assist school counselors and administrators in spreading the message about the dangers of underage drinking. The campaign also utilizes the expertise of the Alabama Law Enforcement Agency, state health and education agencies, substance-abuse treatment providers, local law enforcement, children’s groups, colleges, businesses, and faith-based organizations.

Thanks in part to a grant from the National Alcoholic Beverage Control Association, the ABC Board provides this educational and public awareness program free of charge.





Product Management

The Product Management Division is responsible for the pricing, purchasing, warehousing, transportation, distribution, merchandising, stores, and sales of liquor products for the state. Product Management serves as the wholesaler for distilled spirits within the state. With a staff of 22 central office employees, 75 warehouse employees, and 637 store employees, product management strives to maintain a pleasant shopping environment for adult consumers. Our sales staff is trained to serve the consumer and prevent unlawful sales.

Stores - Operates 159 retail and 10 wholesale outlets in areas of the state where the sale of alcoholic beverages has been approved. Locations selected must be convenient to the public and licensees and, provide a safe and satisfactory shopping experience for adult consumers who purchase alcoholic beverages. Over the past year the ABC has remodeled 13 stores and relocated 2. The changes include a new wholesale only store in Madison. In addition, the ABC has opened a Direct Delivery Store located in Montgomery. Currently, the store services roughly 130 licensees. The ABC has plans to open 3 additional wholesale only stores and will expand and renovate 3 existing wholesale only stores in the upcoming year. These changes should provide better service to both licensee and retail customer.

Pricing - Product Management records and manages all price quotations on a quarterly basis. Recently Product Management changed the methods of processing price quotations by using a system created by the National Alcoholic Beverage Control Association, which allows price quotations to be submitted via internet.

Purchasing - Product Management manages all shipments of alcoholic beverages to 159 retail and 10 wholesale outlets on a weekly basis. P.M. coordinates the loading of trucks with the ABC Warehouse, working with ABC stores to keep inventory at the most efficient levels, eliminating outages and overstocking of merchandise.

Warehousing - The ABC Warehouse ships and receives approximately 18,000 cases of liquor products to state operated retail and wholesale outlets daily. The Board maintains a warehouse inventory of approximately 400,000 cases year-round and ships roughly 3.9 million cases annually.

Transportation - Product Management directs the ABC transportation contract carrier to efficiently ship and deliver merchandise to ABC Stores daily. The Product Management division also monitors and schedules all inbound merchandise.

Distribution/Wholesale - Product Management evaluates products to ensure customers have adequate selection and maintains the distribution network to supply all ABC Stores. Each ABC outlet's inventory is replenished once a week. P.M. has established two new forms of coding to identify cases more effectively: one is all Value-Added Packs, i.e. gift sets, and the other is wholesale items that can be sold to licensees by the bottle. Product Management, with the help of the IT division, has created a new special-order process that allows special order items to be ordered and delivered with a turnaround time as little as one week.

Merchandising - Coordinates all merchandising efforts in 168 ABC retail and wholesale outlets including shelf management and display locations in the stores. Merchandising has also implemented a Select Barrel Program to highlight the 300+ barrels that are hand selected by Product Management for distribution in the retail outlets.

Allocated Product Distribution – For 4 years the ABC has held our Annual Whiskey Release. Due to the popularity of our Sweepstakes method of line management, we have enhanced the monthly releases with a Quarterly Sweepstakes event. The first event saw 17,000 Alabamians register for a chance to win a spot in line at one of the eight locations statewide.



Licensing and Compliance Division

As the primary state agency tasked with the regulation of alcoholic beverage, tobacco, alternative nicotine products, and electronic nicotine delivery system laws in the State of Alabama, the Alabama ABC Board Licensing and Compliance Division is responsible for maintaining the issuance and renewal of all ABC Licenses and Permits, as well as perform the administrative regulatory functions of the Board. Since its formation in January of 2015, the Licensing and Compliance Division has doubled in growth from approximately 30 employees located throughout the state to a total of 61 today. These positions are funded by ABC operating accounts, grants, special appropriations, and do not require funding from the State General Fund. Specific responsibilities of the Licensing and Compliance Division include the following:

- Issues, regulates, and investigates Alcoholic Beverage Licenses for all locations in the state selling alcoholic beverages.
- Alcohol investigations include the illegal manufacture, possession, transportation, or sale of alcoholic beverages, and minor access/possession. Federal grant funding through the U.A. Department of Justice and Alabama Department of Economic and Community Affairs allows additional man hours and resources for ALEA Agents to concentrate on underage drinking. As a result of hard work and continued efforts, the rate at which minors have access to alcoholic beverages through retail locations has declined, as reflected by our Minor Compliance Check Non-Compliance Rate which decreased substantially over the past decade. This function is now performed by law enforcement agencies, with coordination and monitoring by the ABC Board.
- Civilian ABC Licensing and Compliance Inspectors are responsible for application investigations, administrative inspections, issuing administrative citations, investigating complaints made by citizens, and responding to any other alcohol/tobacco related questions and/or issues. In addition, the civilian inspectors are responsible for administering the Responsible Vendor Program.
- Responsible for approving all beer and wine labels that are sold within or shipped into the State of Alabama. Also responsible for approving all beer and wine ads and promotions disseminated in the State of Alabama.
- Issues, regulates, and investigates Tobacco Permits for all locations in the state that sell tobacco, tobacco products, electronic nicotine delivery systems, and alternative nicotine products.
 - Tobacco investigations include the sale, possession, and use of tobacco products by minors. Federal grant funding through the U.S. Food & Drug Administration and Alabama Department of Public Health allows additional man hours and resources for ALEA Agents to concentrate on underage tobacco use. Additional legislative

appropriations from the Children First Trust Fund through the Alabama Department of Children's Affairs, help to cover the cost of regulating and enforcing tobacco sales. Tobacco Minor Compliance Checks, required under federal SYNAR legislation, protects approximately \$40 million in federal funding for the Alabama Department of Mental Health. As a result of hard work and continued efforts, the rate at which minors have access to tobacco, tobacco products, electronic nicotine delivery systems, and alternative nicotine products through retail locations has decreased substantially.

- Serves as the chair for the quarterly Tobacco Advisory Board Meetings, which were established to monitor the implementation of tobacco laws and includes representation from the Office of the Governor, the Office of the Attorney General, the Senate as appointed by the Lieutenant Governor, the House of Representatives as appointed by the Speaker of the House of Representatives, Alabama Law Enforcement Agency, Alabama Department of Mental Health, Alabama Department of Public Health, Alabama ABC Board, as well as the Alabama Oilmen's Association and Alabama Convenience Store Operators as appointed by the Governor.
- Maintains online training pertaining to the legal sale and service of tobacco, tobacco products, electronic nicotine delivery systems, and alternative nicotine products through the Alabama ABC website. This training is available to all tobacco permit holders, their employees, and any other organization or individual interested in learning about the legal sale and service of nicotine. Also maintains a centralized location on the Alabama ABC website that includes links and references to tobacco laws and regulations found in Title 28 Code of Alabama and ABC Rules and Regulations, as well as links to the Alabama Department of Revenue's ENDS Directory, and tobacco content provided online by the U.S. Food and Drug Administration.
- Responsible for ABC Commission Hearings which allow licensees and applicants the opportunity to appeal certain license application denials, citations, and any other matter deemed appropriate.
- Regularly educates applicants, licensees, and the public on Title 28 Code of Alabama and AL ABC Rules and Regulations. This includes education through the application and inspection processes, as well as meeting with local governing authorities, law enforcement, licensee groups and organizations, and attorneys to discuss alcohol laws, regulations, and licensing criteria to help tailor licensure to their needs.
- Conducts the Operation Save Teens program to schools regularly, which aims to educate students throughout Alabama on the dangers of drug, nicotine, and alcohol abuse.

- The Licensing and Compliance Division also monitors a toll-free hotline and email inbox to which the public can submit complaints regarding licensed/permitted locations or criminal activity.
- 1-800-327-7341
- ABCBoard—Enforcement@abc.alabama.gov

Licensing and Compliance Stats FY 2021-2022

Alcohol Licenses	17,489
Tobacco Permits	8,376
Administrative Compliance Inspections	
Alcohol	3,848
Tobacco	2,880
Assists	
Alcohol	978
Tobacco	400
Complaints Closed	133
Citations	
Alcohol	1,251
Tobacco	415
Other Activities/Investigations	428



Annual Tobacco Report FY 2021-2022

Tobacco Permits Issued by Retail Outlet Type

Convenience Store	4,372
Supermarket	497
Drug Store	147
Restaurant	195
Liquor Package Store	778
Department/Discount Store	1,193
Liquor Lounge/Club	375
Industry	1
Canteen/Snack Bar	36
Tobacco Store	394
Hotel/Motel	21
Specialty Retailer of ENDS	149
Other/None	218
Total	8,376

Tobacco Compliance Checks by Retail Outlet Type FY 2021-2022

Retail Outlet Type	Total Completed	Minor Sales Cases	Non-Compliance Rate
Convenience Store	2,998	258	8.6%
Supermarket	291	18	6.2%
Drug Store	97	0	0.0%
Restaurant	28	0	0.0%
Liquor Package Store	393	18	4.6%
Department/Discount Store	746	37	5.0%
Liquor Lounge/Club	46	0	0.0%
Industry	0	0	0.0%
Canteen/Snack Bar	3	0	0.0%
Tobacco Store	323	40	12.4%
Hotel/Motel	3	0	0.0%
Specialty Retailer of ENDS	92	5	5.4%
Other	51	4	7.8%
Total	5,071	380	3.85%

State License Activity FY 2021-2022

Liquor

Lounge Liquor Retail – Class I	577
Lounge Liquor Retail – Class II (Package)	842
Restaurant Retail Liquor	2,483
Club Liquor – Class I	107
Club Liquor – Class II	102
Special Events Retail – 7 Days or Less	225
Special Events Retail – 30 Days or Less	19
Special Retail – More than 30 Days	482
Retail Common Carrier	11
Total	4,848

Beer

Retail Beer (On or Off-Premises)	720
Retail Beer (Off-Premises Only)	5,483
Brewpub	21
Total	6,224

Wine

Retail Wine (On or Off-Premises)	595
Retail Wine (Off-Premises Only)	4,849
Wine Festival	1
Wine Festival Participant	5
Wine Fulfillment Center	3
Additional Wine Fulfillment Center	14
Direct Wine Shipper	171
Total	5,638

Other Licenses

Liquor Wholesale	16
Wholesale Beer Only	4
Wholesale Table Wine Only	14
Wholesale Table Wine & Beer Combined	36
Warehouse License	6
Additional Warehouse Wine, Beer, or Both	1
Manufacturer	223
Importer	248
International Motor Speedway	1
Delivery Service	13
Hospitality Management Program	1
Non-Profit Tax Exempt	216
Total	779

RVP Certifications

Responsible Vendor Program One	1,195
Responsible Vendor Program Two	1,080
Responsible Vendor Program Three	1
Total	2,276

Responsible Vendor Program

- The Responsible Vendor Program (RVP) was implemented in October of 1990 and operates as part of the Licensing and Compliance Division. The Alabama Legislature passed the Alabama Responsible Vendor Act with the intent of eliminating the sale of alcoholic beverages to, and consumption of alcoholic beverages by, underage persons, as well as the reduction of accidents, injuries, and deaths in the state related to intoxication.
- The Alabama Responsible Vendor Program is a voluntary program that allows licensees to become certified through the Alcoholic Beverage Control Board. Alabama's program requires the licensee to train all employees who are involved in the management, sale and/or service of alcoholic beverages. This training includes Alabama alcoholic beverage laws, legal age determination, civil and criminal penalties, and risk reducing techniques. Licensees who voluntarily join the program are also required to establish policies ensuring legal, responsible sales and to train employees in these policies.

- The Alabama Responsible Vendor Program establishes guidelines required for licensees to be certified into the Program. RVP approves courses for private course providers that want to market their services to ABC licensees. Additionally, licensees have the option of creating and submitting their own course for approval. Currently, the Responsible Vendor Program has approximately 165 approved courses.
- Licensing and Compliance Inspectors' RVP-related responsibilities consist of: Conducting RVP inspections, monitoring and assisting licensees with training, and assisting corporations and independent companies that are trying to obtain course approval. They also make presentations to schools, colleges, civic groups, and organizations regarding the dangers associated with underage drinking.

Responsible Vendor Program Information FY 2021-2022:

1. Certifications	2,276
2. Attendees for Education Presentations on Alcohol/Tobacco	474
3. Inspections	938
4. RVP approved courses	166



Administration

Administrative – Provides daily operations services to the Administrator and Assistant Administrator including preparation and documentation for Board meetings, internal and external communications, real estate management, legislative liaison, legal counsel and central office/warehouse security.

Finance & Services – The Finance & Services Division is responsible for the certification, reconciliation and dispersing of all funds generated by the ABC Board, including sales taxes, excise taxes, license fees as well as profits (when applicable), to various state agencies, the state general fund, cities and counties. These distributions are all performed within the guidelines of spending authority granted by the State legislature and generally accepted accounting principles. The funds are generated mainly through the sales of alcoholic beverage to both retail and wholesale customers. Funds are also generated through beer taxes, wine taxes, license fees, sales taxes, fines and penalties. Finance and Services also, is responsible for the purchasing and payment of all goods and services procured by the ABC Board.

Finance and Services is authorized to administer the funds received by the ABC Board through the Children's First Trust Fund tobacco settlement. Additionally, this division is responsible for the creation and implementation of department budgets and operations plans, all property inventory, procurement and shipping of stores supplies as well as Fleet Management, and mail room operations.

Human Resources – The ABC Human Resources Division is responsible for the control of appointment, transfer, promotion, performance, and separation of all employees of the ABC Board. This includes responsibility for staffing, maintaining employee records, wellness monitoring, risk management, complaint resolution, performance management, payroll and benefits, training and education, and employee discipline.

The current vision statement for ABC Board Human Resources notes the resolve to work objectively to maintain the respect of all ABC Board employees and external partners in line with established governing policies and procedures. As such, the division works to ensure that personnel actions are aligned with ABC Board Policies and Procedures, State Personnel Board Rules, Merit System laws, and state and federal regulations.

While meeting daily workflow responsibilities, the current emphasis of the Human Resources Division is on continued participation in innovative recruitment and staffing strategies; streamlined on-boarding processes; a Strategy to Enlighten Personnel (S.T.E.P.) through employee orientation; and improved employee engagement for retention to the benefit of our employees and agency operations.

Facilitating people and change management for a uniquely diversified employee workforce across agency divisions, the Human Resources Division works continuously to engage each employee as a customer, with integrity, fairness, and respect each day.

Information Technology (IT) - The mission of the Information Technology (IT) Division is to provide strategic IT vision, leadership, and enterprise solutions to the Alabama Alcoholic Beverage Control Board central office, stores, and warehouse personnel.

- **Direct Delivery Store (DDS)**

ABC IT completed the first version of the DDS mobile scanner application that loads order details from the ABC Board ERP system and allows warehouse personnel to pick product against the order. Functionality to identify over-picking, short picks, and miss-picks allows for better tracking and accuracy in picking orders. Additionally, ABC IT developed an online portal for store and warehouse personnel to track order entry, picking, audit of orders, loading, and inventory. Truck delivery drivers will have the scanner app for offloading trucks which allows for reconciliation of all orders from order entry through delivery. Both technologies are to be implemented with the opening of the DDS store in 2022-2023.

- **Lease Application**

Information Technology worked with Administrative and Accounting personnel to re-engineer to lease site that maintains leasing information for all ABC leases. The new site provides ABC personnel the ability to enter, maintain, and report on leases to include processing of lease payments for over 175 leases. Notifications have been built into the system to identify upcoming expirations and other criteria used by ABC personnel. The outcome of the new application has been an increase in efficiency and easy reporting of data critical for ABC operations.

- **Online Wholesale Ordering**

The Information Technology group worked with SANA and the agency's ERP partner to implement security and platform upgrades to the ABC Board's online ordering system for licensees throughout the State. This effort was required to keep pace with information security and changes in functionality to support business operations as changes occur. As business evolves, IT will work with vendor partners to ensure continuous monitoring and implementation of necessary upgrades to ensure the continued security of data consumed and processed by the ABC.

- **Licensing & Compliance**

The Licensing and Compliance division worked with ABC IT to evaluate GIS mapping and related tools to develop specifications for a new mobile inspection application. The application affords the ABC inspectors the ability to easily track and view licensee locations and details in maintaining compliance and meeting established goals and objectives. The digital collection of inspection-related data allows for the elimination of numerous manual processes and streamlined data management, analysis, and reporting. The project is underway and is being managed by ABC IT project and vendor project management personnel. Subject matter experts from Licensing and Compliance are actively engaged in the entire project process.

Tax & Trade Practices – The Tax and Trade Practices Division is responsible for the examination of the administrative, regulatory, and taxation functions of the Board’s brewpub, importer, manufacturer, and wholesaler licenses. These licensees routinely engage in complex operational functions and financial transactions. Recent legislation allowing additional operational activities for manufacturers and brewpubs continues to increase the licensee’s organizational and financial complexity. In addition, the Division conducts internal audits of ABC retail and wholesale stores, as well as the Board’s central warehouse.

The Tax and Trade Practices Division’s regulatory roles and responsibilities include, but are not limited to:

- Provides assurances that approximately \$74 million in beer, wine, and liquor taxes are paid accurately, timely and completely by licensed brewpubs, manufacturers and wholesalers.
- Provides brewpub, importer, manufacturer and wholesaler license types with various reporting structures for the licensee’s sales, production and taxation.
- Provides assurances that manufacturers and brewpubs are reporting alcohol production in accordance with Federal Regulations, Title 28, Code of Alabama (1975) and the Alabama Administrative Code.
- Provides assurances that complex operational functions and financial transactions are performed in accordance with Federal Regulations, Title 28, Code of Alabama (1975) and the Alabama ABC Board Administrative Code.
- Collaborates with the Licensing and Compliance Division by assisting with consultations for potential and existing brewpub, importer, manufacturer and wholesaler licensees.
- Participates in ABC Board Commission Hearings regarding administrative citations and appeals that result from the Division’s examinations.



5 -Year ABC Board Net Revenues All Funds (Unaudited)

	FY 2021-2022	FY 2020-2021	FY 2019-2020
General Fund	\$130,576,858.72	\$133,669,565.71	\$113,531,318.27
Department of Human Resources	\$84,466,007.12	\$82,235,463.27	\$72,466,369.08
Department of Mental Health	\$63,417,765.81	\$60,860,189.95	\$53,376,170.97
Education Trust Fund	\$22,855,258.20	\$23,776,854.39	\$22,087,592.81
Department of Revenue	\$21,407,534.77	\$21,051,167.87	\$19,953,157.19
Cities and Counties	\$14,821,074.61	\$15,302,787.87	\$15,702,032.72
Alabama Law Enforcement Agency (ALEA)	\$16,895,692.00	\$16,895,695.00	\$16,895,695.00
Total Resources Generated	\$354,440,191.23	\$353,791,724.05	\$314,012,336.04

PROFITS DISTRIBUTION	FY 2021-2022	FY 2020-2021	FY 2019-2020
50% General Fund	\$1,000,000.00	\$1,000,000.00	\$1,000,000.00
19% Dept. of Human Resources	\$380,000.00	\$380,000.00	\$380,000.00
10% Wet Counties	\$200,000.00	\$200,000.00	\$200,000.00
1% Wet Counties	\$20,000.00	\$20,000.00	\$20,000.00
20% Cities	\$400,000.00	\$400,000.00	\$400,000.00
Wet Municipalities	\$200,000.00	\$200,000.00	\$200,000.00
85% General Fund	\$7,754,421.30	\$14,739,680.20	\$5,598,648.88
6.25% Wet Counties	\$570,178.04	\$1,083,800.02	\$411,665.36
3.75% Dept. of Human Resources	\$342,106.82	\$650,280.01	\$246,999.22
3.75% Wet Counties	\$342,106.82	\$650,280.01	\$246,999.22
1.25% Cities	\$114,035.61	\$216,760.00	\$82,333.07
TOTAL	\$11,322,848.58	\$19,540,800.23	\$8,786,645.74

5 -Year ABC Board Net Revenues All Funds (Unaudited)

	FY 2018-2019	FY 2017-2018
General Fund	\$101,195,654.69	\$89,050,452.94
Department of Human Resources	\$65,787,019.97	\$61,099,452.57
Department of Mental Health	\$47,388,207.19	\$44,030,583.42
Education Trust Fund	\$22,441,155.34	\$21,862,358.24
Department of Revenue	\$18,410,941.00	\$17,425,331.80
Cities and Counties	\$14,177,232.77	\$12,685,483.57
Alabama Law Enforcement Agency (ALEA)	\$16,895,695.00	\$16,895,695.00
Total Resources Generated	\$286,295,905.97	\$263,049,357.54

PROFITS DISTRIBUTION	FY 2018-2019	FY 2017-2018
50% General Fund	\$1,000,000.00	\$0.00
19% Dept. of Human Resources	\$380,000.00	\$0.00
10% Wet Counties	\$200,000.00	\$0.00
1% Wet Counties	\$20,000.00	\$0.00
20% Cities	\$400,000.00	\$0.00
Wet Municipalities	\$200,000.00	\$0.00
85% General Fund	\$4,519,319.56	\$0.00
6.25% Wet Counties	\$332,302.91	\$0.00
3.75% Dept. of Human Resources	\$199,381.75	\$0.00
3.75% Wet Counties	\$199,381.75	\$0.00
1.25% Cities	\$66,460.58	\$0.00
TOTAL	\$7,516,846.55	\$0.00*

* FY 17-18 Profits affected by \$1,800,000.00 expended for the purchase of automobiles for the Department of Corrections and by fund transfers ALEA as appropriated by Act 2017-338, and the implementation of POS/ERP system upgrade.

Statement of Operations Unaudited

Revenues:	FY 2021-2022	FY 2020-2021	FY 2019-2020
Retail Sales	378,655,555.60	372,394,130.20	352,251,777.65
Wholesale Sales	338,472,777.30	316,921,625.77	256,907,953.01
Military Sales	7,304,502.41	7,571,183.26	7,866,834.68
Total Sales	724,432,835.31	696,886,939.23	617,026,565.34
Embedded Taxes - Title 28	205,093,879.42	197,018,048.39	173,683,077.04
Sales Taxes	21,407,534.77	21,051,167.87	19,953,157.19
County Taxes	637,131.27	647,512.06	581,823.47
Net Sales	497,294,289.85	478,170,210.91	422,808,507.64
Cost of Goods Sold	362,188,008.64	338,485,110.82	300,445,188.03
Gross Margin	135,106,281.21	139,685,100.09	122,363,319.61
5% Markup to General Fund	35,273,916.25	33,814,235.79	29,877,482.28
Total Operating Revenues	99,832,364.96	105,870,864.30	92,485,837.33
Other Revenues:			
Private Table Wine Liter Taxes	12,638,029.33	18,615,171.63	14,904,291.05
Class II Table Wine - \$2.42 Taxes	410,291.11	123,167.30	116,883.93
Publication & Statistics Sales	5,400.00	6,300.00	1,800.00
Salvaged Equipment	0.00	13,753.25	1,190.16
Salvages other than Equipment	57,252.50	54,240.00	39,210.00
Public Service & Import Income	83,490.24	87,981.74	77,141.22
Miscellaneous Income	54,647.22	30,477.06	20,402.29
Prior FY Accrual Adjustment	0.00	0.00	0.00
Responsible Vendor Fees	14,572.00	7,910.00	39,305.00
Bailment Fees	2,884,460.02	2,626,625.07	2,398,439.34
Grant Income	120,000.00	60,000.00	0.00
Insurance Recoveries	0.00	0.00	0.00
Total Other Revenues	16,268,142.42	21,625,626.05	17,598,661.99
Total Available Revenues	116,100,507.38	127,496,490.35	110,084,449.32
Expenditures:			
Disposal of Equipment	0.00	0.00	0.00
Store Expenses	60,586,913.95	63,131,932.89	61,155,560.22
Warehouse Expenses	6,114,482.01	6,018,353.81	5,517,532.52
Administrative Expenses	13,304,972.99	14,836,165.93	11,054,865.45
Licensing & Compliance	4,991,134.82	4,446,917.40	4,275,761.05
ALEA Transfers	16,895,695.00	16,895,695.00	16,895,698.00
Total Expenditures	105,893,198.77	105,329,065.03	98,899,414.24
Net Revenues for Distribution	11,322,848.59	19,540,800.24	8,786,645.74

Statement of Operations (Unaudited)

Revenues:	FY 2018-2019	FY 2017-2018
Retail Sales	305,965,427.51	307,756,900.25
Wholesale Sales	217,993,701.81	198,335,629.04
Military Sales	<u>7,286,218.92</u>	<u>6,749,118.01</u>
Total Sales	<u>531,245,348.24</u>	<u>512,841,647.30</u>
Embedded Taxes - Title 28	154,575,064.42	143,998,719.07
Sales Taxes	18,310,941.00	17,425,331.80
County Taxes	<u>529,058.19</u>	<u>504,949.75</u>
Net Sales	<u>376,670,283.82</u>	<u>350,912,646.68</u>
Cost of Goods Sold	<u>263,092,125.62</u>	<u>246,911,848.16</u>
Gross Margin	<u>113,578,158.20</u>	<u>104,000,798.52</u>
5% Markup to General Fund	<u>26,336,035.04</u>	<u>23,554,732.45</u>
Total Operating Revenues	<u>87,242,123.16</u>	<u>80,446,066.07</u>
Other Revenues:		
Private Table Wine Liter Taxes	13,639,152.90	13,786,220.32
Class II Table Wine - \$2.42 Taxes	141,819.16	152,388.13
Publication & Statistics Sales	3,600.00	3,300.00
Salvaged Equipment	5,375.18	23,389.85
Salvages other than Equipment	76,169.00	97,617.00
Public Service & Import Income	47,895.04	53,807.41
Miscellaneous Income	29,283.17	185,385.56
Prior FY Accrual Adjustment	0.00	0.00
Responsible Vendor Fees	116,480.00	128,604.83
Bailment Fees	2,327,414.74	2,017,652.59
Grant Income	60,000.00	60,000.00
Insurance Recoveries	0.00	0.00
Total Other Revenues	<u>16,447,189.11</u>	<u>16,500,090.86</u>
Total Available Revenues	<u>103,689,312.27</u>	<u>96,946,156.93</u>
Expenditures:		
Disposal of Equipment	0.00	0.00
Store Expenses	55,648,184.05	54,840,451.51
Warehouse Expenses	5,074,363.68	4,589,842.87
Administrative Expenses	12,559,021.92	17,328,154.79
Licensing & Compliance	3,667,789.33	3,840,644.75
ALEA Transfers	16,895,692.00	16,895,698.00
Total Expenditures	<u>93,845,050.98</u>	<u>97,494,791.92</u>
Net Revenues for Distribution	<u>7,516,846.55</u>	<u>-548,634.99</u>

License Fees, Filing Fees, Transfer Fees & Penalties Generated FY 2021

License Fees Transferred to General Fund	Amount Distributed
Lounge Retail Liquor - Class I	152,400.00
Restaurant Retail Liquor	636,000.00
Club Liquor - Class I	32,400.00
Club Liquor - Class II	69,750.00
Liquor Wholesale	10,500.00
Retail Common Carrier	1,200.00
Manufacturer	107,000.00
Lounge Retail Liquor - Class II	176,700.00
Retail Table Wine	78,750.00
Retail Table Wine Off Premise	465,300.00
Wholesale Table Wine	5,500.00
Wholesale Table Wine & Beer	16,500.00
Brewpub	26,000.00
International Motor Speedway	0.00
Retail Beer	91,950.00
Retail Beer Off Premise	496,050.00
Wholesale Beer	2,200.00
Warehouse	800.00
Additional Warehouse	200.00
Special Events Retail	21,900.00
Special Retail 30 Days or less	1,800.00
Special Retail More than 30 days	108,750.00
Importer	<u>121,000.00</u>
Total Distribution	2,622,650.00
Other License Related Fees Transferred to General Fund	
Application Filing Fee	84,780.00
License Transfer Fee	22,800.00
Penalties	<u>683,662.75</u>
Total Distribution	797,242.75

Detailed Distribution to Cities and Counties – FY 2021-2022

<u>County</u>	<u>City</u>	<u>Beer Excise Taxes</u>	<u>Wine Tax/ Stores Net Revenues</u>	<u>Total by County</u>
AUTAUGA		119,037.80		
	PRATTVILLE		7,636.33	126,674.13
BALDWIN		119,037.80		
	BAY MINETTE		1,313.25	
	DAPHNE		2,829.73	
	FAIRHOPE		11,657.16	
	FOLEY		4,181.35	
	GULF SHORES		2,074.81	
	ORANGE BEACH		12,402.92	
	ROBERTSDALE		1,691.32	
	SPANISH FORT		3,701.03	158,889.37
BARBOUR		119,037.80		
	CLAYTON		773.60	
	EUFAULA		2,202.22	122,013.62
BIBB				
	BRENT		1,488.98	1,488.98
BLOUNT		119,037.80		
	ONEONTA		1,795.22	120,833.02
BULLOCK		119,037.80		
	UNION SPRINGS		676.32	119,714.12
BUTLER		119,037.80		
	GREENVILLE		1,744.57	120,782.37
CALHOUN		119,037.80		
	ANNISTON		3,643.52	
	JACKSONVILLE		2,103.10	
	OXFORD		4,424.54	129,208.96
CHAMBERS		119,037.80		
	LAFAYETTE		452.22	119,490.02
CHEROKEE				
	CENTRE		1,067.02	1,067.02
CHILTON		119,037.80		
	CLANTON		969.85	120,007.65
CHOCTAW		119,037.80		
	BUTLER		643.77	119,681.57

CLARKE	JACKSON		1,868.95	1,868.95
CLAY	LINEVILLE		139.38	139.38
CLEBURNE	HEFLIN	119,037.80	400.07	119,437.87
COFFEE	ENTERPRISE		5,697.98	5,697.98
COLBERT	MUSCLE SHOALS	119,037.80	10,816.56	
	SHEFFIELD		472.46	130,326.82
CONECUH	EVERGREEN	119,037.80	744.70	119,782.50
COOSA		119,037.80		119,037.80
COVINGTON	ANDALUSIA	119,037.80	2,060.19	121,097.99
CRENSHAW		119,037.80		119,037.80
CULLMAN	CULLMAN	119,037.80	7,758.83	126,796.63
DALE	DALEVILLE	119,037.80	955.36	
	OZARK		2,275.83	122,268.99
DALLAS	SELMA	119,037.80	3,340.84	122,378.64
DEKALB	FT. PAYNE	119,037.80	2,717.70	121,755.50
ELMORE	MILLBROOK	119,037.80	3,697.59	
	TALLASSEE		967.70	
	WETUMPKA		2,826.33	126,529.42
ESCAMBIA	ATMORE	119,037.80	988.80	
	BREWTON		774.28	120,800.88
ETOWAH	ATTALLA	119,037.80	1,277.72	
	GADSDEN		9,561.79	
	RAINBOW CITY		2,109.33	131,986.64
FRANKLIN	RUSSELLVILLE		1,749.01	1,749.01

GENEVA		119,037.80		
	GENEVA		250.91	250.91
GREENE		119,037.80		
	EUTAW		390.32	119,428.12
HALE		119,037.80		
	GREENSBORO		980.31	120,018.11
HENRY		119,037.80		
	HEADLAND		768.27	119,806.07
HOUSTON		119,037.80		
	DOTHAN		11,486.51	130,524.31
JACKSON				
	SCOTTSBORO		3,608.68	3,608.68
JEFFERSON		119,037.80	101.91	
	ADAMSVILLE		2,031.00	
	BESSEMER		5,223.79	
	BIRMINGHAM		59,617.67	
	FAIRFIELD		2,635.14	
	FULTONDALE		3,552.24	
	HOMEWOOD		3,731.18	
	HOOVER		12,269.74	
	HUEYTOWN		3,484.23	
	MOUNTIAN		643.11	
	BROOK			
	PINSON		2,006.14	
	TARRANT CITY		1,467.31	
	VESTAVIA HILLS		121.50	215,922.76
LAUDERDALE			119,037.80	
	FLORENCE		3,441.30	122,479.10
LEE	LEE	119,037.80		
	AUBURN		7,790.09	
	OPELIKA		16,432.23	143,260.12
LIMESTONE				
	ATHENS		3,986.75	3,986.75
LOWNDES		119,037.80		
	HAYNEVILLE		326.41	119,364.21
MACON		119,037.80		
	TUSKEGEE		1,632.67	120,670.47

MADISON		119,037.80	68.75	
	HUNTSVILLE		54,896.90	
	MADISON		11,447.95	185,451.40
MARENGO		119,037.80		
	DEMOPOLIS		2,385.61	
	LINDEN		713.18	122,136.59
MARION				
	WINFIELD		1,339.23	1,339.23
MARSHALL		119,037.80		
	ALBERTVILLE		2,815.07	
	GUNTERSVILLE		4,746.95	126,599.82
MOBILE		119,037.80	150.40	
	CHICKASAW		1,881.69	
	CITRONELLE		656.65	
	MOBILE		31,406.82	
	MOUNT VERNON		4,099.38	
	PRICHARD		1,916.73	
	SARALAND		1,247.48	
	SEMMES		1,186.65	161,583.60
MONTGOMERY			119,037.80	
	MONTGOMERY		35,444.13	
	PIKE ROAD		797.36	155,279.29
MORGAN				
	DECATUR		14,536.91	
	HARTSELLE		2,383.10	16,920.01
PERRY		119,037.80		
	MARION		457.92	119,495.72
PICKENS				
	ALICEVILLE		509.80	509.80
PIKE		119,037.80		
	TROY		4,198.47	123,236.27
RANDOLPH		119,037.80		
	WEDOWEE		565.12	119,602.92
RUSSELL		119,037.80		
	PHENIX CITY		2,515.28	121,553.08
SHELBY		119,037.80	170.14	
	ALABASTER		2,779.69	
	CALERA		2,434.57	
	CHELSEA		6,651.59	
	COLUMBIANA		638.00	

	HELENA		2,143.07	
	MONTEVALLO		336.62	
	PELHAM		9,703.12	143,894.60
ST CLAIR		119,037.80		
	ASHVILLE		322.17	
	MOODY		4,735.69	
	PELL CITY		4,733.97	
	SPRINGVILLE		1,344.86	130,174.49
SUMTER		119,037.80		
	LIVINGSTON		893.95	
				119,931.75
TALLADEGA		119,037.80		
	CHILDERSBURG		1,730.31	
	LINCOLN		994.07	
	SYLACAUGA		1,823.65	
	TALLADEGA		3,316.74	126,902.57
TALLAPOOSA			119,037.80	
	ALEXANDER CITY		4,354.15	123,391.95
TUSCALOOSA			119,037.80	
	NORTHPORT		3,782.74	
	TUSCALOOSA		13,394.05	136,214.59
WALKER				
	JASPER		6,099.02	6,099.02
WILCOX		119,037.80		
	CAMDEN		840.69	119,878.49
Grand Total		5,713,814.40	536,244.03	6,250,058.43

Beer Taxes Generated – FY 2021

General Fund	\$17,141,443.64
Human Resources	\$11,427,629.09
Education Trust Fund	<u>\$22,855,258.20</u>
	\$51,424,330.93

Local Beer & Table Wine Tax – FY 2020

City of Brundidge	\$ 41,453.70
City of Selma	\$206,920.28
City of Troy	\$274,035.20
Cleburne Co.	\$ 35,708.54
Montgomery Co.	\$150,074.57
Pike Co.	<u>\$ 78,914.24</u>
Grand Total	\$787,106.53

**Distribution of TVA In-Lieu-of Taxes Payment to Non-Served Dry Counties FY 2021:
(As required by Act 2010-135)**

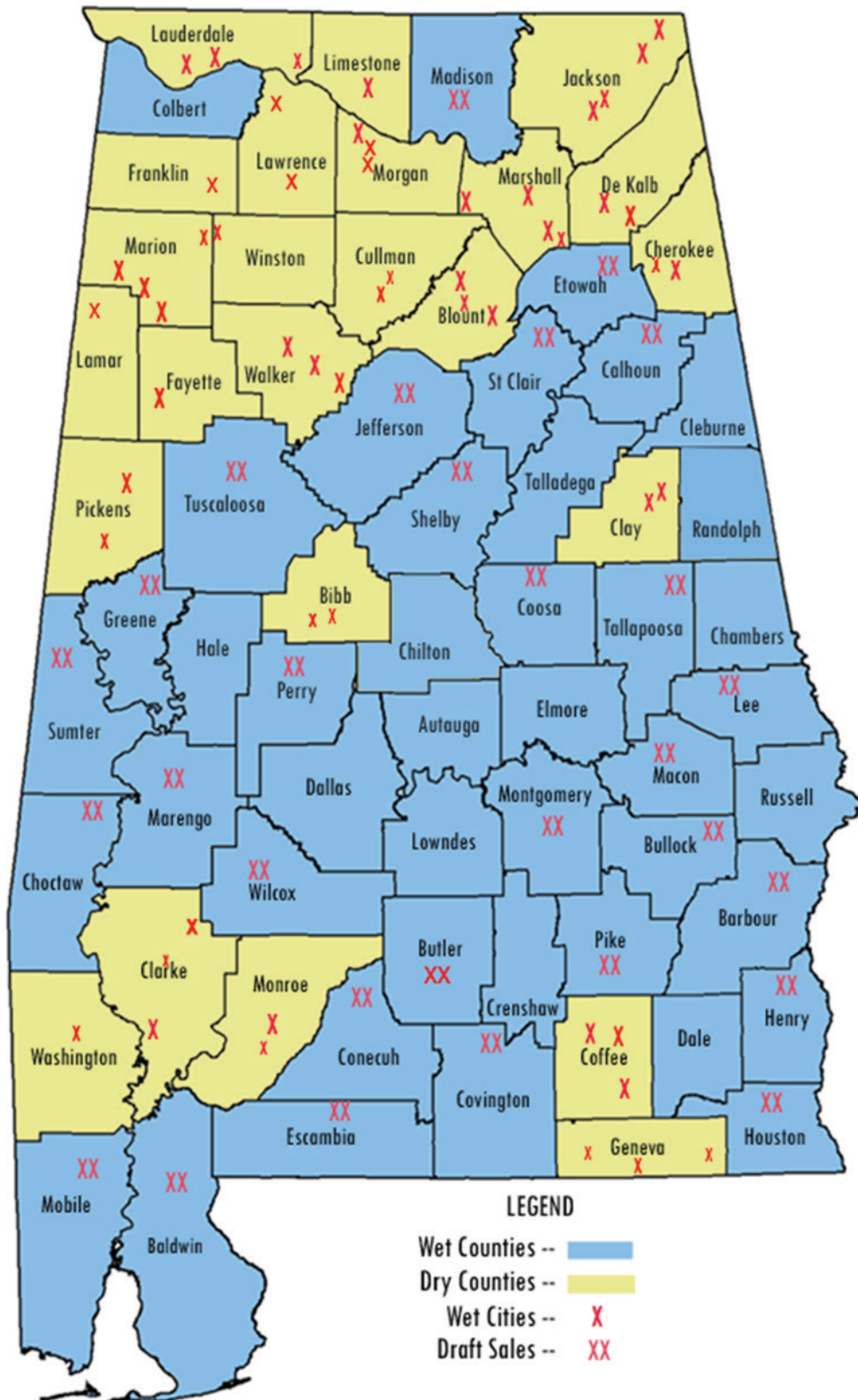
County	Amount
Bibb	\$274,440.51
Blunt	\$312,171.38
Clarke	\$339,099.01
Clay	\$261,197.55
Coffee	\$409,978.56
Fayette	\$278,407.61
Geneva	\$326,413.34
Lamar	\$275,988.55
Marion	\$329,265.86
Monroe	\$298,565.15
Pickens	\$302,495.10
Walker	\$461,043.18
Washington	<u>\$259,038.55</u>
Total	\$4,128,104.36

County License Fees Collected and Distributed FY 2021-2022

County Name	Amount Distributed
AUTAUGA	4,962.00
BALDWIN	181,597.00
BARBOUR	8,575.00
BULLOCK	6,100.00
BUTLER	10,550.00
CALHOUN	68,525.00
CHAMBERS	7,275.00
CHILTON	17,800.00
CHOCTAW	5,925.00
CLEBURNE	4,750.00
COLBERT	15,100.00
CONECUH	6,600.00
COOSA	3,050.00
COVINGTON	8,975.00
CRENSHAW	4,250.00
DALE	8,750.00
DALLAS	12,375.00
ELMORE	24,425.00
ESCAMBIA	11,275.00
ETOWAH	79,475.00
GREENE	2,605.00
HALE	3,750.00
HENRY	1,725.00
HOUSTON	49,025.00
JEFFERSON	302,400.00
LAUDERDALE	600.00
LEE	55,100.00

LOWNDES	4,125.00
MACON	4,900.00
MADISON	140,575.00
MARENGO	5,850.00
MOBILE	164,225.00
MONTGOMERY	95,000.00
PERRY	1,500.00
PIKE	17,525.00
RANDOLPH	9,475.00
RUSSELL	13,125.00
SHELBY	128,075.00
ST CLAIR	33,075.00
SUMTER	5,100.00
TALLADEGA	34,200.00
TALLAPOOSA	12,000.00
TUSCALOOSA	85,750.00
WILCOX	<u>6,350.00</u>
Grand Total	\$1,666,389.00

Wet/Dry County Map



Special Notes about Counties

Autauga Co.	Allows Sunday Sales -City of Prattville - On-Premises, Sale draft beer – City of Prattville in Autauga and Elmore Counties (5-2014)
Baldwin Co.	Specific Cities allows Sunday Sales – Loxley (9-2012)
Bibb Co.	Wet City in Dry County – Brent (5-2010), Centerville (6-2010)
Blount Co.	Wet City in Dry County – Oneonta and Blountsville (6-2014), Cleveland (11-2014)
Calhoun Co.	Wet City in Dry County – Weaver (6-2014) allows Sunday Sales (June 2013)
Cherokee Co.	Wet City in Dry County - Cedar Bluff (5-2005), Centre (11-2010) (Leesburg 11-11)
Chilton Co.	Wet City in Dry County - Clanton (9-1987), Jemison (1-2010) Thorsby (2-2011)
Chilton Co.	Wet County (03-2016)
Clarke Co.	Wet City in Dry County – Thomasville (8-2007), Jackson (5-2005) Grove Hill (12-2009)
Coffee Co.	Wet City in Dry County - Elba and Enterprise (11-1984), New Brockton (6-2010), Enterprise Draft (05-2014)
Coffee Co.	Sale of draft or keg beer or malt beverage in New Brockton (4-2013)
Colbert Co.	Sunday Sales-City of Sheffield after 12 noon Restaurants and Motels Only (9-2007)
Colbert Co.	Sell of draft beer: City of Sheffield, Littleville, Muscle Shoals, and Tuscumbia (6-09)
Cullman Co.	Wet City in Dry County-City of Cullman (11-2010), Good Hope (8-2012)
Cullman Co.	Sell of draft beer – City of Hanceville (5-2012)
Dale Co.	No On-Premise Liquor License allowed outside of any city in Dale County
Dale Co.	City of Ozark Draft/Keg beer (8-2012)
Dale Co.	City of Daleville allows Draft Beer sales inside city limits (8-2012)
Dallas Co.	Sunday Sales (11-2012)
DeKalb Co.	Wet City in Dry County - Ft. Payne (4-2005), Collinsville (7-2010)
Elmore Co.	Sale of draft beer – City of Prattville (5-2014)
Fayette Co.	Wet City in Dry County – City of Fayette (6-2010)
Franklin Co.	Wet City in Dry County –Russellville (11-2010)
Geneva Co.	Wet City in a Dry County- City of Geneva (5-2010), Samson & Slocomb (11-2010)
Greene Co.	Allows Sunday Sales at dog track only
Houston Co.	Allows Sunday Sales for On-Premise Consumption after 1 P.M.

Special Notes about Counties

Jackson Co.	Wet City in Dry County - Bridgeport & Scottsboro & Stevenson
Jefferson Co.	Allows Sunday Sales County-wide, all types
Lamar Co.	Wet City in Dry County – Sulligent (11-2010)
Lauderdale Co.	Wet City in Dry Co. - Florence and Sunday Sales on Premises (7-1984)
Lauderdale Co.	Sell of draft beer - City of Florence (6-2007)
Lauderdale Co.	Wet City in Dry County-Town of St. Florian (8-2008), Rogersville (2012)
Lawrence Co.	Wet City in Dry County – Moulton & Town Creek (6-2010)
Lee Co.	Allows Sunday Sales: County wide, all types,
Limestone Co.	Wet City in Dry County - Athens (9-2003)
Lowndes Co.	Allows Sunday Sales - All Types (6-2006)
Macon Co.	Allows Sunday Sales - All Types
Madison Co.	Allows Sunday Sales - All Types
Marion Co.	Wet City in Dry County – Haleyville (6-2010), Guin (7-2010)
Marion Co.	Wet City in Dry County - Hamilton and Winfield (8-2012)
Marshall Co.	Wet City in Dry County - Albertville (6-2004), Guntersville (1984), Arab (11-2008), and Boaz (2012)
Mobile Co.	Allows Sunday Sales - All Types
Monroe Co.	Wet City in Dry County – Frisco City, Monroeville (6-2005)
Monroe Co.	City of Monroeville sells draft beer
Montgomery Co.	Allows Sunday Sales - All Types
Morgan Co.	Wet City in Dry County - Decatur (1984), Priceville (2012)
Morgan Co.	City of Decatur sells draft beer and allows Sunday Sales
Perry Co.	Allows Sunday Sales- No Municipalities - All Types, Sale of draft beer (5-2001)
Pickens Co.	Wet City in Dry County- Aliceville (6-2010), Reform (04-2014)
Randolph Co.	Wet County (11-2012)
Russell Co.	Allows Sunday Sales - Phenix City- All Types & No license issued within 500 ft of church in the county except the city of Hurtsboro
Russell Co.	Draft Beer in City limits of Phenix City (6-2003)
Sumter Co.	Allows Sunday Sales - City of York (8-2012)
Tallapoosa Co	Allows Sunday sales (Camp Hill only)
Tuscaloosa Co.	Allows Sunday sales – All Types - City of Tuscaloosa & Northport
Walker Co.	Wet City in Dry County – Jasper, Carbon Hill (12-10-09) & Dora (6-7-11)
Washington Co.	Wet City in Dry County – Chatom (6-2010)
Wilcox Co.	Allow Sunday Sales - County Wide - Off-Premise
Winston Co.	Wet City in Dry County – Haleyville (6-2010)

LICENSE CODES:

- 010-LOUNGE RETAIL LIQUOR (CLASS I)
- 011-LOUNGE RETAIL LIQUOR (CLASS II)
- 020-RESTAURANT RETAIL LIQUOR
- 040-RETAIL BEER (ON & OFF)
- 050-RETAIL BEER (OFF PREMISES)
- 060-RETAIL TABLE WINE (ON & OFF)
- 070-RETAIL TABLE WINE (OFF PREMISES)
- 031-CLUB LIQUOR (CLASS I/NON-PROFIT)
- 032-CLUB LIQUOR (CLASS II/PROFIT)
- 140-SPECIAL EVENTS
- 150-SPECIAL RETAIL (LESS THAN 30 DAYS)
- 160-SPECIAL RETAIL (30 DAYS OR MORE)
- 170-RETAIL COMMON CARRIER
- 200-MANUFACTURER
- 210-IMPORTER
- 220-BREW PUB
- 230-INTERNATIONAL MOTOR SPEEDWAY

COUNTIES THAT ALLOW SALES OF:

32 OZ. CANS	32 OZ. CONTAINERS	24 OZ. CANS	40 OZ. CONTAINERS
Choctaw	Barbour	Calhoun	Perry
Conecuh	Coosa		
Hale	Macon		
Green	Russell		
Marengo			
Sumter			



www.alabcboard.gov